

UGANDA POLICE



CRIME REPORT 2008

LAUNCHED BY

MAJOR GENERAL KALE KAIHURA

INSPECTOR GENERAL OF POLICE

TABLE OF CONTENTS

LIST OF TABLES	3
LIST OF FIGURES	4
ACRONYMS	5
DEFINITIONS	7
FOREWORD	8
EXECUTIVE SUMMARY	16
ANNUAL CRIME REPORT-2008	19
INTRODUCTION	19

CRIME DISTRIBUTION

CRIME BY DISTRICTS/ DIVISIONS.....	22
MONTHLY CRIME RATE.....	23

CATEGORIES OF CRIME

HOMICIDES.....	25
DEATH THROUGH DOMESTIC VIOLENCE.....	29
ROBBERY.....	29
THEFTS OF CATTLE.....	32
OTHER SEX RELATED OFFENCES.....	33
BREAKINGS.....	33
OTHER THEFTS.....	34
FIRE INCIDENTS IN SCHOOLS.....	35
ECONOMIC CRIMES.....	36
PYRAMID SCHEMES.....	39
LAND FRAUDS.....	39
CORRUPTION CASES.....	39
NARCOTICS.....	40
ELECTORAL/ POLITICAL OFFENCES.....	40
TERRORISM.....	40
TREASON.....	41

SPECIAL INTEREST GROUPS

JUVENILES AS VICTIMS OF CRIME.....	41
CHILD SACRIFICE/RITUAL KILLINGS	42
JUVENILES AS ACCUSED / SUSPECTS IN CRIME.....	42
WOMEN ACCUSED OF CRIME	43
DEPORTATIONS	43
REPATRIATIONS.....	44

OTHER CRIME CATEGORIES

FIREARMS AND AMMUNITIONS	44
--------------------------------	----

SPECIFIC CASE COMPARISON 2007 & 2008

CRIME RATE

RATE OF CRIME IN 2008	45
CRIME RATE COMPARISONS	45

CID PERFORMANCE ANALYSIS

CASES TAKEN TO COURT.....	47
BACKLOG	47
PERSONS CHARGED IN COURT	47
CONVICTIONS	48
CASES REFERRED TO GCM AND UPDF DISCIPLINARY COURTS	49
VALUE OF PROPERTY LOST AND RECOVERED	49

REMARKS AND RECOMMENDATIONS

CHALLENGES	49
WAY FORWARD.....	50

LIST OF TABLES

TABLE 1: CRIME DISTRIBUTION BY REGION	20
TABLE 2: DISTRICTS WITH HIGHEST NUMBER OF REPORTED CRIMES.....	22
TABLE 3: DISTRICTS WITH LOWEST REPORTED CRIMES	23
TABLE 4: NUMBER AND TYPES OF GUNS RECOVERED IN 2008.....	44
TABLE 5: COMPARISON OF THE ANNUAL CRIME RATES (2007 AND 2008).....	46
TABLE 6: ACCUSED BY SEX.....	48
TABLE 7: CONVICTION BY SEX AND AGE.....	48

LIST OF FIGURES

FIGURE 1: MONTHLY CRIME TREND 19

FIGURE 2: ANNUAL CRIME TREND 20

FIGURE 3: CRIME DISTRIBUTION BY REGION 21

FIGURE 4: CRIMES BY CATEGORY 24

FIGURE 5: HOMICIDES 26

FIGURE 6: ECONOMIC CRIMES 37

FIGURE 7: CRIME RATE COMPARISON FOR THREE YEARS 46

ACRONYMS

ASTU	Anti Stock Theft Unit
BOU	Bank Of Uganda
CID	Criminal Investigations Directorate
DMC	Dangerous Mechanical Condition
DPP	Directorate of Public Prosecutions
EPS	Express Penalty Scheme
GCM	General Court Martial
IGG	Inspectorate of Government
JLOS	Justice, Law & Order Sector
KMPA	Kampala Metropolitan Policing Area
LRA	Lords Resistance Army
PSU	Professional Standards Unit
RDC	Resident District Commissioner
RELOKA	Re- Establishment of Law and Order in Karamoja Area
RRU	Rapid Response Unit
RSA	Resident State Attorney
SACTTF	Special Anti-Cattle Theft Task Force
SAR	Self Automatic Rifle
SMG	Sub Machine Gun
LMG	Light Machine Gun
TRSA	Traffic & Road Safety Act

UBOS	Uganda Bureau of Statistics
UPDF	Uganda Peoples Defense Force
UPF	Uganda Police Force
VMD	Vehicle Mechanical Defects
DD	Reckless/ Dangerous Driving
OS	Over speeding
OL/DL	Over Loading/ Dangerous Loading
IDD	Under Influence of Drinks or Drugs
DLA	Dazzled by Lights of another Vehicle
CP	Careless Pedestrian
CD	Careless Driving
PFV	Passenger Falls from Vehicle
OCW	Obstacle on carriage way
HR	Hit and Run
OC	Other Causes

DEFINITIONS

Crime

Is an act committed, or omitted, in violation of the law either forbidding or commanding it.

Crime Rate

Is the incidence of crime per lakh (100,000) of a population.

$$= [\text{Total crimes reported \& Investigated} / \text{Total population}] \times 100,000.$$

Incidence of Crime

The total number of crimes reported per population of interest over a given period of time in a defined area (territory/country).

Population (human)

The number of people living in a particular geographical area or location.

Motor Vehicle

Any self propelled vehicle intended or adapted for use on the road.

Child / Juvenile

Is a person below 18 years of age (Children Statute 1997).

Adult

A person aged 18 years and above, as per the Constitution of Uganda.

Victim

A person who is offended as a result of a criminal act.

Workload

The number of cases investigated by a detective at a given point in time.

Detection

Cases where evidence is established to sustain a charge for prosecution.

FOREWORD



MAJOR GENERAL KALE KAIHURA
Inspector General of Police

I am pleased to present the Annual Crime Report for the year 2008.

As stated in the 2007 report, we, in partnership with the Uganda Bureau of Statistics, embarked on the computerization of our crime reporting and analysis processes, an exercise that is still continuing.

We are yet to refine the new system, a development that has contributed to the delay in the release of this report.

Our objective is to ultimately provide timely and accurate data, information and reports on crime, and other incidents, that impact on the lives and property of the public, and institutions.

We are indebted, in no small measure, to our sister security agencies; the Uganda People's Defense Forces (UPDF), the national intelligence services (Internal Security Organization, and the External Security Organization) and the Uganda Prison Service, for providing invaluable support in the maintenance of law and order in the country.

We, also, must express appreciation for the efforts of JLOS institutions, particularly, the Directorate of Public Prosecutions (DPP), the Uganda Human Rights Commission and the Judiciary.

I reserve my deepest appreciation to our unwavering and most valuable partners in the fight against crime: the ‘wananchi’ (members of the public), whose confidence in the Uganda Police, as well as active participation, is on the increase.

I am proud to declare that a significant proportion of the visible successes the Police Force has achieved in the recent past, have been a direct result of the ‘wananchi’, in exercise of their patriotic and civic duty, cooperating with the Police in safeguarding life and property.

Many instances where ‘wananchi’ have proactively worked with Police to prevent the commission of serious crimes, have gone unreported, or are downplayed; yet prevention is the essence of effective policing.

I intend to build on, and strengthen, this positive partnership with ‘wananchi’, as the foundation of policing in Uganda.

Crime, Performance and Challenges

You will note, from the Report, that, in 2008, the country registered a decrease in actual crimes reported, by **23%**, over the previous year.

While the volume of crime stood at **119,072** cases, the number of reports and complaints received at Police stations and posts across the country was in excess of **287,000**. Out of these, reports and complaints, approximately **168,000** were found to be non-criminal in nature and referred to civil, and other remedy.

In essence, this means that the public is increasingly making the Police their first formal stop in the resolution of conflicts, and other situations that affect their lives.

This level of confidence exhibited by the public in the institution of the Police is no fluke. It is a result of a deliberate application, and vast investment, over the last few years, in the concept of community policing.

The categories of crime that registered a decrease in volume last year include violent crimes of robberies, burglaries and sex-related offences.

The brief rise of iron-bar (mutayibwa) crime gangs, who waylaid their victims and robbed them of property, after hitting them with iron-bars, was swiftly and effectively neutralized and by the combined and collaborative effort of the 'wananchi' and Police, as well as other security agencies.

We deployed extra officers to permanently patrol the vulnerable areas, in addition of setting up new Police posts, and upgrading existing facilities to enhance our preventive capabilities.

It was particularly gratifying to record a first reversal, in many years, of trend for the offence of defilement.

While a **29%** decrease in the commission of defilement is, by no means, the ideal result, especially for children and families who were affected, it is, at least, a starting point. It is, also, a validation that the measures employed by all concerned to combat this repulsive crime are bearing fruit.

Incidents of general thefts also declined in 2008. Theft of mobile phones, on the other hand, remained the single most committed category of theft; accounting for nearly half of all thefts in the country.

Our successes over the last year are, however, overshadowed by the rabid emergence of other forms of crimes of violence that shocked the society generally, and introduced new challenges on law enforcement agencies.

Particularly distressing was the incident of the burning of a girls' dormitory at Budo Junior School in April, 2008. Twenty little girls lost their lives in this inferno.

The Budo dormitory fire triggered a chain of ‘copy-cat’ crimes, where delinquent students in schools across the country embarked on a criminal routine of torching infrastructure in their schools.

By the end of the year, **84** incidents of fires at schools had been reported in the country. We feel no sense of accomplishment in the fact the bulk of these cases were investigated and suspects charged in court, especially where innocent lives were lost.

An inter-ministerial task-force, under the Uganda Police, was set up to arrest the trend of burning of schools. The task-force recommended a set of measures that school authorities were encouraged to implement, in order to prevent the recurrence of similar incidents in future.

Worryingly, our spot-checks in most schools has established that these recommendations were largely ignored. In the absence of a legislative framework that would make it mandatory for schools to put into action these measures, efforts by Police to enforce the measures are limited.

Another category of crime that emerged over the last year, and exploded to disturbing proportions, is the despicable practice of ritual murder. Children were the most targeted victims of this brand of crime.

The murder of children, often in the most revolting of ways, for ritual purposes, rose by over **800%**; from **03** cases reported in 2007, to **25** cases reported and investigated last year.

The spill-over of this crime into the current year, and the volume of information being volunteered by the public over previous incidents, demanded a coordinated response.

In this regard, a dedicated and composite inter-ministerial Anti-Child Sacrifice/Human Trafficking Task Force, under the Uganda Police, was set up early this year to combat ritual murder.

In addition, the Government of the United States of America has assisted in building our capacity to respond to reports of ritual murder and human trafficking, by training over 2,000 officers as first responders.

The success rate of the Police, in the apprehension and prosecution of offenders in ritual murders, is encouragingly high, at over **80%**. I attribute this improvement in performance to the joint effort, and support, from the community, which shares a common revulsion evoked by this crime.

One unacceptable practice that is gaining currency is mob action against suspected offenders. Last year registered a 100% increase in cases of mob action leading to death, from **184** cases in 2007, to **368** cases in 2008.

Of these instances, **232** suspects were lynched on suspicion of theft and **59** on suspicion of murder. Suspected robbers, burglars and witchdoctors were other categories of persons murdered through mob action.

I am putting the public on notice that no one shall be allowed to take the law into their own hands, whatever the provocation or perceived justification. I have given strict instructions to the CID to apprehend and have all persons involved in mob action charged with murder.

Riding on the rising cases of mob action, deaths from domestic violence, and deaths from outbreaks of fire, homicides increased in 2008 to **2,753**, from the **1,927** registered in 2007.

In addition to forming task-Forces to directly focus on, and proactively address the causes of preventable deaths in the country, we also are in the processes of strengthening the investigative capacity of the CID to combat homicides in general.

Economic crimes went up by 40% in 2008. A significant proportion of this undesirable increase is a result of the volume of complaints received from the victims of pyramid schemes who lost their money in these scams.

Companies like Dutch International, TEEM, COWE and others, were set up with the calculated aim of fleecing unsuspecting members of the public. By the time these schemes collapsed, thousands of persons had lost billions of shillings to these criminals.

Dutch International, COWE and TEEM, are responsible for the loss of over **UGX. 11 Billion**, received from over 4,000 complainants.

Although we arrested and prosecuted the suspects implicated in pyramid schemes, the process of recovery of the stolen proceeds is hampered by the absence of legislation to address money-laundering, a remedy that would otherwise have enabled the Police to trace and repatriate monies spirited abroad, or converted to other use.

The current laws do not allow us room to prefer more serious offences against the perpetrators, and neither is there provision for their being given sentences more severe than those given to pick-pockets, upon conviction.

Considering the amounts involved, and the ease with which these conmen have been able to manipulate loopholes in the laws, there is, effectively, no deterrent to recidivism in this instance. That is probably the reason we have the same persons setting up other pyramid schemes, upon the collapse of previous ones.

Strengthening the regulatory powers and processes over such institutions handling money from the public, would go some way in reining the emergence of these scams, in the first place.

It is, nonetheless, worth noting that, even with added criminal complaints and resultant loss of money from pyramid schemes, the value of property and cash lost due to criminal activity dropped from the previous year's **UGX.111 Billion**, to **UGX. 84.5 Billion, in 2008**, a 25% decrease.

I am satisfied with the progress we are making in addressing fraud of land titles, and investigation of cases of corruption. We have invested extensively in training, with assistance from the US Government in the case of investigation of corruption offences, and I am proud of preliminary achievements in these areas.

Land wrangles have contributed to a significant number of homicide serious crimes in the recent past. We established, in the last one year, a special unit to combat fraud of land titles, and a Land Protection Police to protect wananchi from unlawful evictions and harassment.

So far, the Anti-Land Title Fraud Unit has investigated over **350** cases, with **40** cases already before court. Twenty-nine persons were convicted of land-title fraud in 2008.

The Land Protection Police is now permanently stationed in nine districts in the country, and has witnessed **51** peaceful evictions this year.

We have also registered positive gains in the enforcement of traffic laws. Our proactive approach is paying dividends, with a considerable reduction of road traffic accidents, and resultant fatalities. We shall soon be releasing a comprehensive report on Traffic and Road Safety.

Yet again, we intend to build on the positives that we have achieved, while aggressively seeking to improve in areas we presently fall short. Among the initiatives we are working on is the setting up of a witness protection program, moulded on the lines of similar programs existing in other functioning democracies.

I am strong believer in the doctrine of continuous training and capacity building. We are still reactivating the moribund 'brain-trust' of the Police, by investing in training of the detectives in CID.

Presently, we have **150** Cadet Assistant Superintendents of Police undergoing intensive training in investigations. We shall be deploying these officers to identified trouble spots, mainly within Kampala Metropolitan Area, to not only increase our presence in the affected areas, but also inject in the requisite technical competence required to investigate taxing offences like homicides and economic crimes.

In the past few six five months, we have trained a further **300** detectives to reinforce our manpower base in CID.

I believe that, in addition to the comprehensive restructuring that we are undertaking in the Police Force in general, and within CID in particular, the delivery of Police services to the public will, no doubt, visibly improve in the short term; and form the foundation where the Police and the public forge a lasting partnership into the future.

Thank you.

Major General Kale Kayihura

Inspector-General of Police

Uganda Police Force

22nd of March, 2009

EXECUTIVE SUMMARY

(A). CASES

Complaints and Reports Made to Police	287,900
Non-Criminal Reports (Referred to Civil/ Other Remedy)	168,828
Crimes Reported	119,072
Cases Taken to Court	46,943
Convictions	20,401
Acquittals	1,179
Dismissals	4,648
Cases Pending Before Court	20,715

(B). PERSONS

Persons Charged in Court

Male Adults	45,785
Male Juveniles	1,993
Female Adults	3,991
Female Juveniles	428

Persons Convicted by Court

Male Adults	10,581
Male Juveniles	340
Female Adults	1,026
Female Juveniles	76

(C). FINES IMPOSED / AWARDED

Total Fines	Ug.Shs. 162,190,071/=
-------------	------------------------------

(D). VALUE OF PROPERTY LOST AND RECOVERED

Value of property lost	Ug.Shs. 84,522,006,005/=
Value of property recovered	Ug.Shs.16,119,219,790/=

(E). NARCOTICS

Cases Reported	2,542
Cases taken to Court	1,618
Convictions	681
Cases pending Inquiry	539
Males Arrested	2,597
Females Arrested	87

Foreigners Arrested	01
Ugandans Arrested	2,683
Persons Convicted	849
Persons Fined	93
Heroin Seized	200 gms
Cannabis Seized	591 kgms
Cannabis Seeds Seized	30 kgms
Cannabis Plants Destroyed	5 acres
Fines Imposed	Ug. Shs.16,500,000/-

ANNUAL CRIME REPORT-2008

INTRODUCTION

1. This Annual Crime Report of the Uganda Police Force covers the period from January 1st, 2008, to December 31st, 2008.
2. In 2008, the number of reports and complaints made to Police was **287,900**. Of these reports, **119,072** were criminal in nature, and were investigated by Police. Compared to **153,924** criminal cases reported in 2007, this reflects a reduction in the volume of crime by **23%**.

Figure 1: Monthly Crime Trend

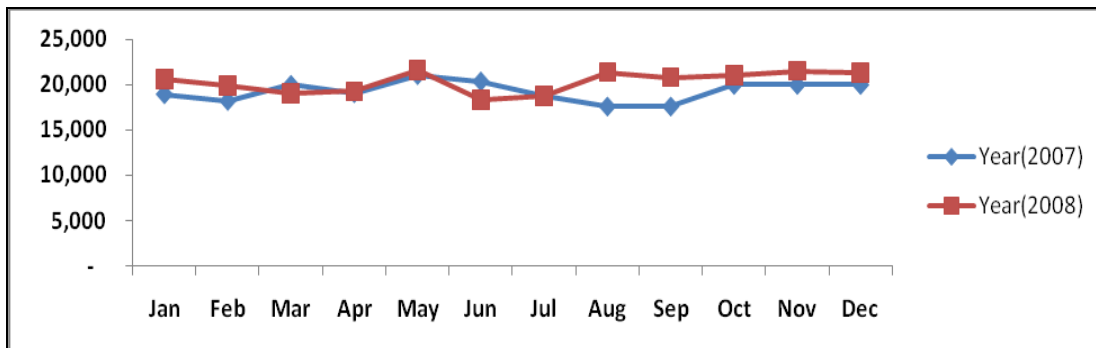
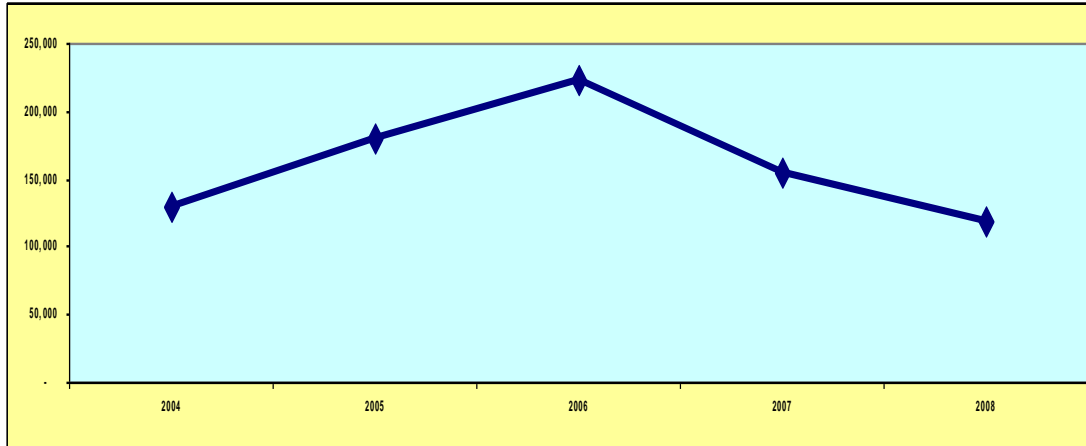


Figure 2: Annual Crime Trend



CRIME DISTRIBUTION

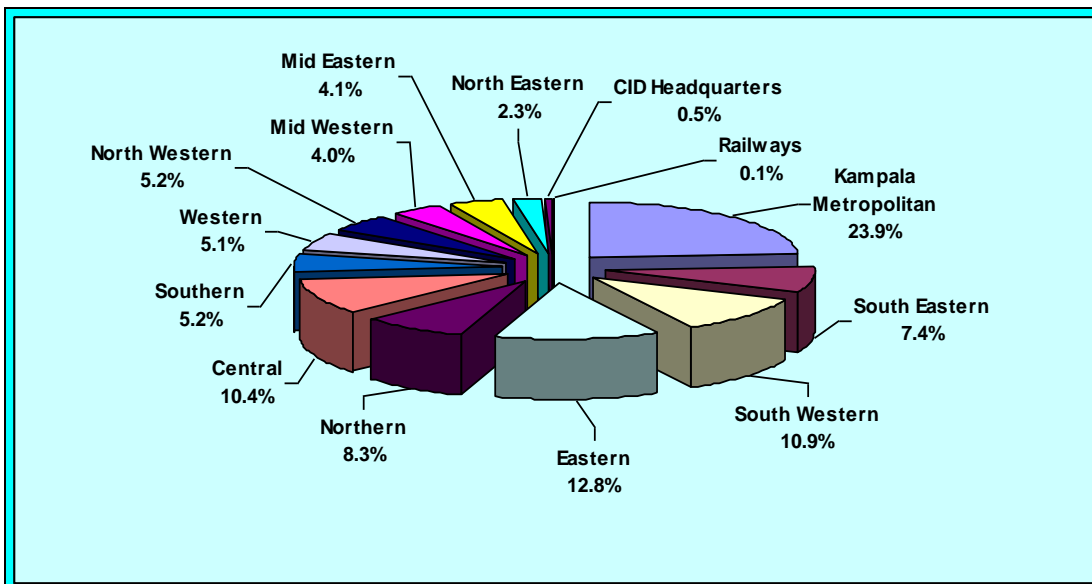
3. The crimes reported and investigated per Region was as follows:

Table 1: Crime Distribution by Region

S/No.	Region	Cases Reported(2008)
1	Kampala Metropolitan	28,501
2	Eastern	15,229
3	South Western	12,947
4	Central	12,337
5	Northern	9,833
6	South Eastern	8,789

7	Southern	6,224
8	North Western	6,198
9	Western	6,015
10	Mid Eastern	4,841
11	Mid Western	4,707
12	North Eastern	2,784
13	CID Headquarters	556
14	Railways	111
	Total	119,072

Figure 3: Crime Distribution by Region



Crime by Districts/ Divisions

4. Districts/Divisions with Highest Number of Reported Crimes

Table 2: Districts with Highest Number of Reported Crimes

S/No.	Districts / Police Divisions	Total Cases
1	Katwe Division	4,160
2	CPS Kampala Division	3,890
3	Mbale District	2,935
4	Mukono District	2,780
5	Kabalagala	2,665
6	Kawempe Division	2,654
7	Jinja Road Division	2,605
8	Kiira Road Division	2,574
9	Jinja District	2,375
10	Kabale District	2,003

5. Districts with Lowest Number of Reported Crimes

Table 3: Districts with Lowest Reported Crimes

S/No.	Police District	Total Cases
1	Moroto	365
2	Kaabong	429
3	Nakapiripirit	431
4	Nyadri	459
5	Yumbe	483
6	Bukwo	586
7	Bulisa	543
8	Nakasongola	558
9	Kalangala	586
10	Amuria	598

Monthly Crime Rate

6. On average, **9,923** crimes were reported per month in 2008, compared to **12,831** crimes in 2007.

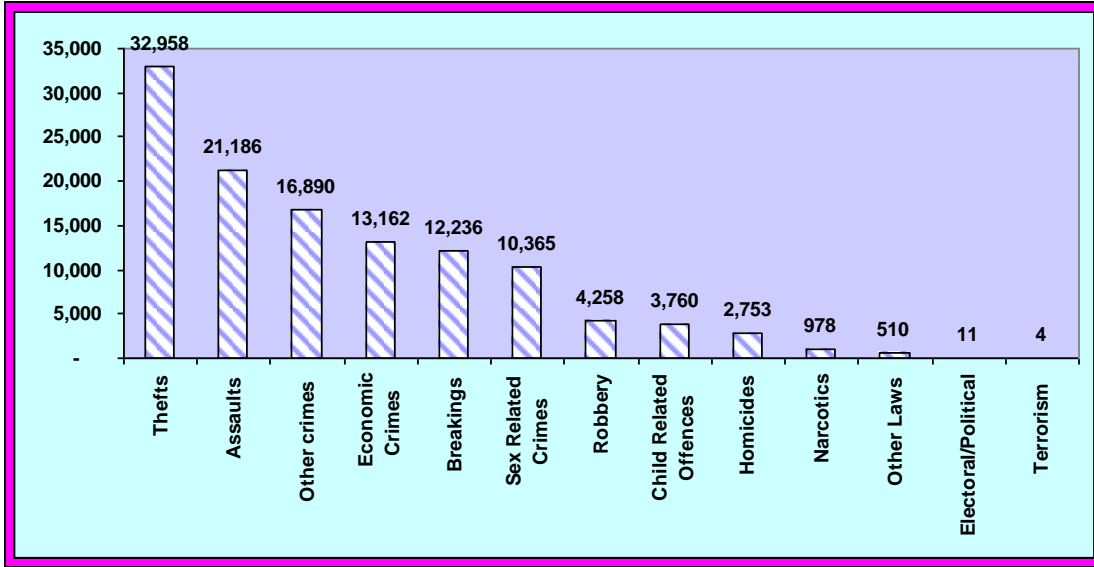
CATEGORIES OF CRIME

7. The volume of crime registered per category was as follows:

Table: 4 Crimes by Category

S/No.	Crimes	No. of Cases
1	Thefts	32,958
2	Assaults	21,186
3	Other Crimes	16,890
4	Economic Crimes	13,162
5	Breakings	12,236
6	Sex Related Crimes	10,365
7	Robbery	4,258
8	Child Related Offences	3,760
9	Homicides	2,753
10	Narcotics/Drugs	978
11	Other Laws	510
12	Electoral/Political	11
13	Terrorism	4

Figure 4: Crimes by category



Homicides

- In 2008, the number of homicides reported and investigated was 2,753 compared to 1,927 cases in the year 2007.

Table 5: Types of Homicides

S/No.	Crimes	No. of Cases
1	Death(by Shooting)	351
2	Death(by Mob Action)	368
3	Death(Fire Outbreaks)	48
4	Infanticides	86
5	Death(Other than by Shooting)	1,763
6	Death(by Domestic Violence)	137

Figure 5: Homicides

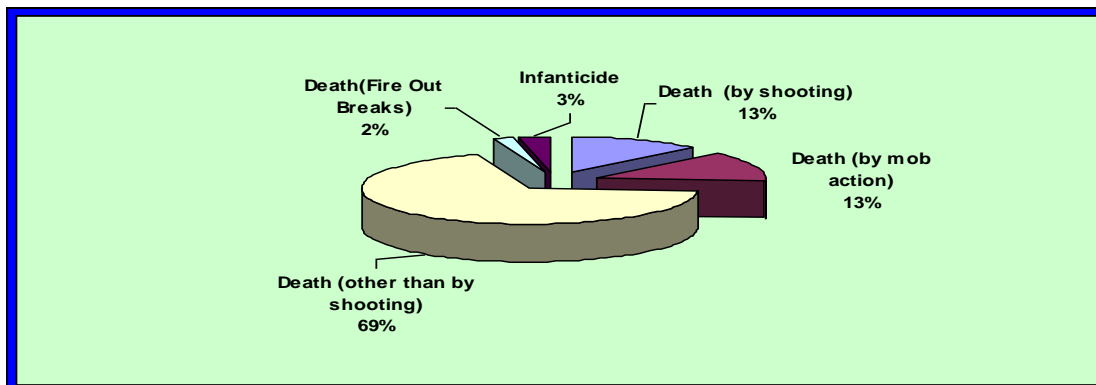


Table 6: Distribution of Homicides per Region

S/No.	Regions	No. of Cases
1	Eastern	430
2	Kampala metropolitan	401
3	South western	352
4	Central	341
5	Northern	238
6	South Eastern	180
7	Western	153
8	Mid Western	149
9	Southern	144
10	Mid Eastern	123
11	North Western	121
12	North Eastern	119

Table 7: Districts/Divisions with Highest Volume of Homicides

S/No.	District	No. of Cases
1	Mukono	79
2	Bushenyi	74
3	Mbale	74
4	Sironko	72
5	Masaka	69
6	Katwe	68

Death by Mob Action

9. A total of **368** cases of Mob Action were reported and investigated in 2008 compared to **184** cases in 2007.

Table 8: Mob Action

S/No.	Alleged Causes for Mob Action	No. of Cases
1	Thefts	232
2	Murder	59
3	Robbery	29
4	Witch Craft	26
5	Burglary	22

Death by Fires

10. A total of **48** cases of death by fires were reported and investigated, resulting in **57** deaths, in 2008. The leading regions were: Kampala Metropolitan (**10** cases), Mid Western (**07** cases) and Northern (**03** cases). The leading districts were: Kibaale (**05** cases) and Mukono (**03** cases). Wakiso district registered the highest number of victims where **20** pupils of Budo Junior School died in one incident.

Death through domestic Violence

11. Incidences of Domestic Violence reported to the police in 2008 were **137** Cases, in which **156** persons lost lives.

Robbery

12. In 2008, **4,258** cases (both aggravated and simple) were reported and Investigated, compared to **5,666** cases in 2007. This reflects a **25%** decrease.
13. Cases of Simple Robbery (where lethal weapons were not used) were **2,977** while cases of Aggravated Robbery (where lethal weapons were used e.g. firearms, knives, machetes, iron bars and sedating) were **1,281** cases. Of the total cases of Aggravated Robbery, **38** cases were robbery of motor vehicles, **151** were of motor cycles and **385** were of robbery of cash.

Top Five Regions in Robbery

S/No.	Region	No. of Cases
1	Kampala Metropolitan	1,297
2	South Western	517
3	Central	441
4	Northern	435
5	Eastern	322

Top Five Districts in Robbery:

S/No.	District	No. of Cases
1	Kira Road	191
2	Jinja Road	164
3	CPS Kampala	155
4	Kawempe	135
5	Kabalagala	123

Aggravated Robbery of Cash

14. A total of **385** cases of robbery of cash, amounting to **UGX. 1,177,863,546/=**, were registered in 2008, compared to Ug.Shs **1,074,584,546** in 2007.

Aggravated Robbery of Motor Vehicles

15. In 2008, a total of **38** cases of motor vehicles were reported robbed out of which, **13** motor were recovered.

Most of the stolen affected motor vehicles were reportedly dismantled and sold as spares locally while others ended up in neighboring countries.

Aggravated Robbery of Motor Cycles

14. In 2008, **151** motorcycles were reportedly robbed of their owners. Of these, **90** were recovered. Just like the motor vehicles, some of the motor cycles were dismantled and sold as spares, others were dismantled and their engines used on boats.

Aggravated Robbery by use of Iron bars “Mutayimbwa”

15. In 2008, **10** incidents of ‘iron bar crimes’ (mutayimbwa) were registered, and by the close of the year, these crimes had reduced tremendously. More than twenty (**20**) suspects were arrested, some of whom were charged in courts and others remanded in prisons.

Motor Vehicles Robbed from Uganda and recovered Outside

16. Two (**02**) motor vehicles which had been robbed from Uganda were recovered from Southern Sudan.

Motor Vehicles robbed from outside and recovered in Uganda

17. Four (**04**) vehicles stolen from abroad were recovered in Uganda in 2008. Three (**03**) of them were stolen from Kenya, and one (**01**) from Southern Sudan. The recovered vehicles were handed over to authorities of the respective states.

Thefts of Cattle

18. A total of **190** cases were reported and investigated in 2008. As a counter Measure, especially in the cattle corridor in the regions of South Western, Mid-Western, and Mid-Western , a composite Special Anti- Cattle Thefts Task Force,(SACTTF), was formed under CID Headquarters for command, control, operational planning as well as coordination in order to combat and significantly reduce cattle thefts.

Defilement

19. Defilement was the leading Sex Related Crime reported in the country with a total of **8,635** cases registered in the year 2008. This compared to **12,230** cases in 2007, this gave a decrease of **29.3%**. A total of **4,124** suspects were arrested and taken Court, of whom **333** were convicted while **3,791** cases were pending in Courts of Law.

Rape

20. In 2008; **1,536** cases of rape were reported compared to **599** cases in 2007. A total of **239** suspects of rape were arrested and charged to Court, of whom **3** convictions were secured, **3** persons were acquitted, **11** persons were discharged and **222** persons were awaiting trial by end of the year.

Other sex related offences

21. In 2008, a total of **149** cases of other sex related offences were reported and these include: Incest (**79** cases) and bestiality (**115** cases).

Theft of Mobile phones

22. A total of **15,264** cases of mobile phone thefts were reported and investigated in year 2008.

Breakings

23. In 2008, **12,236** cases of breakings were reported and investigated, compared to **8,795** cases in 2007. The most common categories of Breakings reported were: Burglaries (**6,825** cases), House Breakings (**2,898**) cases, Shop breaking (**1,984** cases) and Office breaking (**529** cases).

Top Five Regions in Breakings:

S/No.	Region	No. of Cases
1	Kampala Metropolitan	3,041
2	Central	1,354
3	South Western	1,258
4	Eastern	1,193
5	South Eastern	1,171

Top Five Districts/Divisions in Breakings:

S/No.	District	No. of Cases
1	Kawempe	578
2	Jinja	538
3	Katwe	495
4	Mbale	451
5	Kabalagala	438

Burglaries

24. In 2008, **6,825** cases of burglaries were reported and investigated in 2008 compared to **4,552** cases in 2007.

House Breakings

25. In 2008, a total of **2,898** cases of House breakings were reported and investigated in 2008 compared to **1,955** cases in 2007.

Other Thefts

26. A total of **17,694** cases of thefts were reported and investigated in 2008.

Fire Incidents in Schools

27. In 2008, **84** incidents of fires in schools were reported, out of which **23** cases were considered serious, **49** as moderate and **12** cases were averted. **19** cases were taken to Court with **62** suspects charged; five (**05**) cases were concluded where the **2** suspects were convicted. The rest are still under investigations.

Fire Incidents in Schools by District:

S/No.	District	No. of Cases
1	Kampala	12
2	Wakiso	11
3	Mukono	10
4	Mbale	06
5	Bushenyi	02
6	Rakai	02
7	Masaka	02
8	Mayuge	02
9	Rukungiri	02
10	Iganga	02
11	Kapchorwa	01
12	Luwero	01
13	Nakaseke	01

14	Mbarara	01
15	Lira	01
16	Gulu	01
17	Nebbi	01
18	Yumbe	01
19	Moroto	01
20	Kotido	01
21	Isingiro	01
22	Lyantonde	01
23	Kasese	01
24	Kaliro	01

Economic Crimes

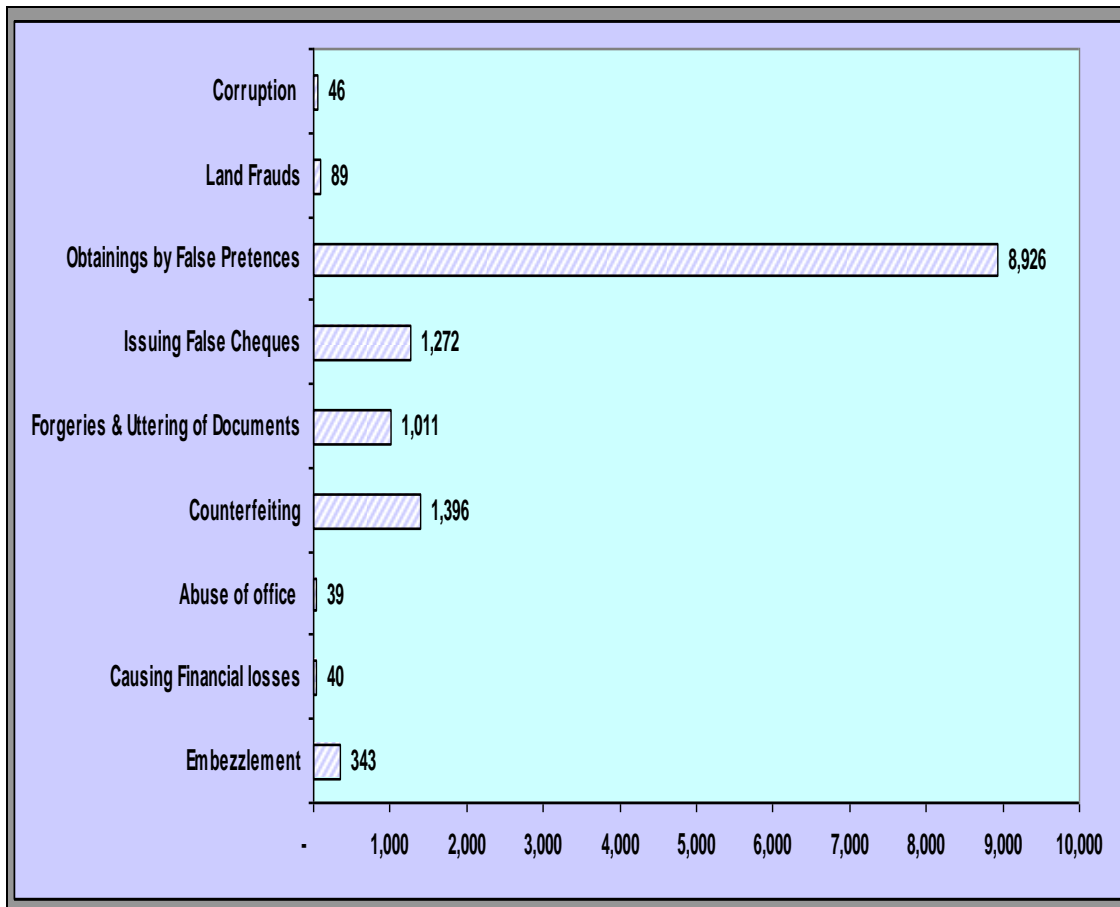
28. Cases of economic nature reported and investigated in the year 2008 were **13,162**, compared to **9,978** cases reported in 2007. This is an increase of 40%.

Breakdown of Economic Crimes:

S/No.	Cases	No. of Cases
1	Obtaining by False Pretences	8,926
2	Counterfeiting	1,396
3	Issuing False cheques	1,272

4	Forgery & Uttering of Documents	1,011
5	Embezzlement	343
6	Causing Financial loss	40
7	Abuse of Office	39

Figure 6: Economic Crimes



Top Five Regions in Economic Crimes:

S/No.	Region	No. of Cases
1	Kampala Metropolitan	5,474
2	Central	1,313
3	South Western	1,155
4	Eastern	1,154
5	South Eastern	726

Top Five Districts/Divisions in Economic Crimes:

S/No.	District	No. of Cases
1	CPS Kampala	1,612
2	Katwe	1,493
3	Jinja Road	395
4	Kabalagala	375
5	Kira Road	333

Pyramid Schemes

29. It is estimated that more than **4,114** people have fallen victims to pyramid schemes of money lending companies namely Dutch, COWE, TEEM limited – Jinja and many others where the amount of cash lost was estimated to be more than UGX.**11** billion.

Land Frauds

30. An Anti-Land Title Fraud unit was formed to:
- a) Trace and apprehend perpetrators of land title frauds
 - b) Search for and retrieve certificates of land title that have been forged
 - c) Investigate and compile land title fraud cases for prosecution of suspects.
 - d) Sensitize the public on matters concerning land title frauds.
31. In 2008, **89** cases were registered in the Country. The leading Land related crime was Forgery of Land Titles / Documents followed by Uttering Forged Land Titles / Documents. Land conflicts resulted into the malicious damage to property, criminal trespass and aggravated assaults. Illegal evictions also constituted a greater percentage of the complaints made.

Corruption cases

32. Forty six (**46**) cases of Corruption were registered and investigated in 2008 compared to **12** cases in 2007.

33. A total of **40** cases of those reported were taken to Court, and **6** cases were still under inquiry by close of the year. Of those arrested and charged in Court, fifty one (**51**) were male and two (**02**) were female.

Narcotics

34. In 2008; **2,542** cases were reported and investigated in 2008 compared to **1,662** cases in 2007. A total of **1,618** cases were taken to Court of whom **681** cases had convictions and **539** cases were under inquiry.
35. A total of **2,597** males and **87** females were arrested and charged to court. A total of **849** persons were convicted and **93** persons fined a tune of **Ug.Shs. 16,500,000/=**. Heroin seized was **200gms**, Cannabis seeds seized were **30 kgms**, and Cannabis plants destroyed were **5** acres. One foreign national was arrested and was acquitted.
- The formation of the Anti-Narcotics task force made it possible to fight cannabis in the country, thus many plants and gardens of cannabis were identified and destroyed.

Electoral/ Political Offences

36. A total of **11** Electoral/Political related cases were registered and Investigated, and all were taken to court.

Terrorism

37. Four (**04** cases) of Terrorism were registered and investigated in 2008,

compared to twelve (**12**) cases registered in 2007. The cases were reported in the following areas: - Amuria(**02** cases), Lira (**01** cases) and Kabarole (**01** cases).

Treason

38. During the period under review, two (**02**) Treasonable offences were reported and investigated in the country compared to eleven **11** cases in the previous year (2007). In year 2008, one (**01**) case was registered in Kyejono and one (**01**) in CID Headquarters.

SPECIAL INTEREST GROUPS

Two groups of people were considered under this category including Juveniles and Women as highlighted hereunder:

Juveniles as Victims of Crime

39. A total of **3,760** cases where children/juveniles were victims of crime, were reported and investigated in 2008.

Juveniles Victims of Crime

S/No.	Crimes	No. of Cases
-------	--------	--------------

1	Child neglect	2,628
2	Abuse & Torture	660
3	Abduction	188
4	Child Stealing	157
5	Abortion	48

Child Sacrifice/Ritual Killings

40. In the period under review, a total of twenty five (**25**) cases of ritual murder where children were the main victims, were reported. Of these, **19** were males and **06** were females. Twenty of these cases were successfully investigated and the suspects charged in court.

41. Anti-Human sacrifice /trafficking task force was formed to:

- a) Monitor, coordinate and spearhead intelligence, investigations and public sensitization on the handling of reports of alleged human trafficking and sacrifice all over the country.
- b) Prevent human trafficking and sacrifice through enhanced timely detection, public sensitization and effective investigations.

Juveniles as Accused / Suspects in Crime

42. In 2008, a total of **2,421** Juveniles were involved in crime, with the highest numbers charged as follows: Defilement (**680** cases), Thefts (**291**), Assaults (**344**), Killings (**36**) and Drug Abuse (**57**).

Women Accused of Crime

43. The number of women involved in crime in 2008 was **3,991** compared to **4,670** in 2007.

Number of Women Accused of Crime:

S/No.	Crimes	No. of Cases
1	Assaults	1,277
2	Thefts	918
3	Economic crimes	120
4	Homicides	100
5	Breakings	80
6	Aggravate assaults(Acid Attacks)	57
7	Drugs related(Narcotics)	52

Deportations

44. Two **(02)** Ugandan nationals were deported into the country of which one **(01)** was from Germany and one **(01)** was from the United Kingdom. One **(01)** Tanzanian national was deported out of Uganda.

Repatriations

45. Twelve (**12**) foreign nationals were repatriated out of Uganda of whom seven (**07**) were Rwandese and five (**05**) were Kenyans.

OTHER CRIME CATEGORIES

Firearms and Ammunitions

46. In 2008, **112** guns were recovered from criminals during operations and Investigations as tabulated below.

Table 4: Number and types of Guns recovered in 2008.

S/No.	Type of Gun	No. Recovered
1	SMG	52
2	Pistol	21
3	SAR	15
4	Mark IV	3
5	Pump Action	2
6	SHE -Gun	2
7	LMG	1
8	303 Riffle	1

9	Greener gun	1
10	Others	14
	Total	112

SPECIFIC CASE COMPARISON 2007 & 2008

CRIME RATE

Rate of crime in 2008

47. At the estimated growth rate of **3.4%**, the population of Uganda by the end of 2008 was 29,797,768 people. [This is based on the bench mark figure of 2002 Census of 24,748,977 people as of September that year].

The Crime Rate per person was, therefore, estimated at $(119,072/29,797,768) = \mathbf{0.003996}$.

$$\frac{119,072}{29,797,768} \times 100,000 = \mathbf{400}$$

This means that, out of every 100,000 people, **400** were victims of crime.

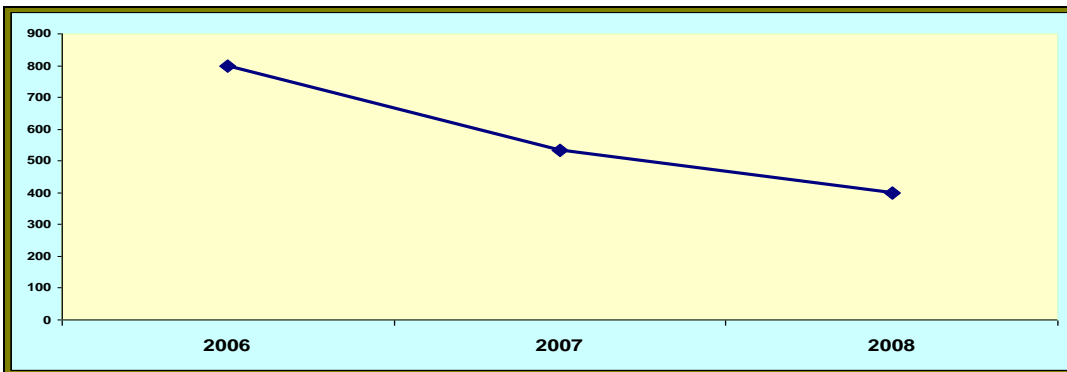
Crime Rate Comparisons

48. There was a decrease in the rate of crime in the year 2008, compared to the year 2007 as shown in the table below.

Table 5: Comparison of the Annual Crime Rates (2007 and 2008)

Year	2006	2007	2008
Crime Rate	798	532	400

Figure 7: Crime Rate Comparison for three years



49. The leading Crimes in 2008 were:

- a) Common Assaults **18,334** cases
- b) Other Thefts **17,694** cases

c) Thefts of mobile phones	15,264	cases
d) Obtaining by False Pretences	8,926	cases
e) Defilement	8,635	cases
f) Threatening Violence	5,426	cases

CID PERFORMANCE ANALYSIS

Cases taken to Court

50. In 2008, of the **119,072** cases reported, **46,943** cases were taken to Court.

Backlog

51. The case backlog (cases carried forward and still under inquiry) for 2008
Were **72,129** cases.

Persons Charged in Court

52. In 2008, **52,197** persons were charged in court. The breakdown is as follows:

Table 6: Accused By Sex

	Male		Female		Total
	Adults	Juveniles	Adults	Juveniles	
Persons Charged	45,785	1,993	3,991	428	52,197
%age	88%	4%	8%	1%	

Convictions

53. A total of **12,023** persons were convicted of which **88%** were male adults, **8.5%** were female adults, **2.8%** were male-juveniles and **0.6%** were female juveniles.

Table 7: Conviction by Sex and Age

	Male		Female		Total
	Adults	Juveniles	Adults	Juveniles	
Convictions	10,581	340	1,026	76	12,023
%age	88%	2.8%	8.5%	0.6%	

Cases Referred to GCM and UPDF Disciplinary Courts

54. In 2008, **102** cases were referred to the Military General Court Martial, while **03** cases were referred to UPDF Disciplinary Court for further management.

Value of Property Lost and Recovered

55. The value of property reported lost as a result of Criminal activity was **UGX. 84,522,006,005/-** in 2008, and recoveries made by Police were **UGX. 16,119,219,790/=** in 2008.

REMARKS AND RECOMMENDATIONS

Challenges

56. The following were the challenges faced:
- a) Inadequate numbers of personnel (investigators and uniformed).
 - b) Shortage of experts to assist in the investigations (ballistic, hand writing, finger printing, photography, pathology, etc).
 - c) Lack of modern equipments for investigations (transport, forensics, etc).
 - d) Manual handling / management of records.
 - e) Insufficient cars and fuel to support investigations and general policing activities.
 - f) Occasional delays in handling of files in the offices of the DPP/RSA

Way Forward

57. To overcome the above challenges, the following measures are proposed.
- a) Recruiting and training of personnel in the various fields of investigations.
 - b) Enhancement of case conferencing in order to speed up prosecution of cases.
 - c) Enhanced supervision and monitoring of investigators
 - d) Equipping criminal investigators and experts with modern equipments / facilities.
 - e) Continuous Sensitization of road users on road safety and other traffic regulations
 - f) Computerization of the crime and personnel records from headquarters to the stations.
 - g) Strengthening of the Joint committees in the criminal justice system.